



**Shenley Brook End Sixth Form**

**Summer transition tasks for**

**A Level Art**

**Due date – First lesson – or the latest Monday**

**16th September 2024**

# Art and Design

## Shenley Brook End School

### Transition work

You are asked to look at and select **one** brief.

Brief 1 looks at landscape and the urban environment.

Brief 2 looks at everyday objects.

Brief 3 looks at portraiture.

When we arrive back to school in September you will be asked to create an exhibition of your work to share with your peers and art teachers during your first lesson. We are interested in what interests you and the skills you have developed during the summer months.

Please be inventive if you do not have access to materials at home – use what you can get your hands on!!

For every brief a minimum of 8 practical artworks should be created....

What size??? Does it matter???

Go big, go small, use what you have to hand, try to show variety.

Use card, paper, envelopes, wood panels...what have you got at home whilst in lockdown?

Want to paint?

Oil, gouache, watercolours, acrylics?

Don't have access to these?

Try coffee, soy sauce, coffee, tea, tomato ketchup, HP sauce....what is in your cupboards?

No brushes?

Make your own using a stick and thread/wool/material. You could use cotton buds, sticks or palette knives made of card or plastic!

Worried about presenting your artwork?  
Don't be!!

We all work in different ways, we all have different likes and dislikes. It may seem scary but we are all there to help each other to develop.



Scared to present your artists work? If you are suffering from stage fright prepare some notes, create a video, have a voice over!

Overall we want you to keep creating and developing – do not leave this work until the last week of August!

Try to complete a different piece each week – do not let your skills stall.

We are looking forward to seeing you all in September!

# Brief 1



## EDWARD HOPPER & GREGORY CREWSDON

Edward Hopper was a 20<sup>th</sup> century American Realist painter and printmaker. One of his most famous works 'NightHawk' depicts isolated figures at an American diner using lighting to illuminate the diner from a street view. This is very much representative of how our lives might look once lockdown ends – few people in restaurants and coffee shops ensuring we abide social distancing rules. Hopper's work often portrays lone figures, using lighting to set an isolated mood.

Gregory Crewsdon is an American photographer who bases his work around American neighbourhoods trying to make them appear eerie, haunting and cinematic. As well as looking at neighbourhoods he looks at home interiors trying to freeze a moment in time.

## Brief 1:

- Create a presentation looking at Hopper or Crewsdon as an influence to present to your peers in September. This can take a written form, video, PowerPoint etc. The presentation should last approximately three minutes and include aspects about their work, life and how they have inspired your own artwork. Use at least three forms of research e.g. internet, books, documentaries, podcasts etc.
- To accompany your presentation you should complete 8 practical pieces of artwork to exhibit to your peers in September. The artworks can be any scale or size but you must use at least three different media within your submission (e.g. tonal, paint, pastels, pen, collage, photography, computer manipulated photography etc).

It is vital that over the summer you do not stop creating art – we do not want rusty artists in September!

## Brief 2



### ROBERTO BERNARDI & CANDY JERNIGAN

Roberto Bernardi is an Italian photorealist painter who paints everyday objects looking at the transparencies and reflections within them. He uses objects such as plates and glasses, appliances, pots and pans and more recently sweets like Sarah Graham. These are all objects that we have easy access to, especially in this current climate.




Candy Jernigan was an American multimedia artist, graphic designer and set designer. Her paintings often have a scrapbook feel to them and show a collection of objects that are sometimes drawn and at others are a collage of found objects such as tickets, postmarks, leaves or seeds. She layers her imagery and ensures the pages or canvas, work as a backdrop for her art. Again looking at her artwork may be reminiscent of items you find on daily walks or around the home.

### Brief 2:

- Create a presentation looking at Bernardi **or** Jernigan as an influence to present to your peers in September. This can take a written form, video, PowerPoint etc. The presentation should last approximately three minutes and include aspects about their work, life and how they have inspired your own artwork. You should look at a minimum of three sources for your research such as documentaries, internet, books, podcasts etc.
- To accompany your presentation you should complete **8** practical pieces of artwork to exhibit to your peers in September. The artworks can be any scale or size but you must use at least three different media within your submission (e.g. tonal, paint, pastels, pen, collage, photography, computer manipulated photography etc).

It is vital that over the summer you do not stop creating art – we do not want rusty artists in September!

## Brief3



### AMEDEO MODIGLIANI & JOHN LARRIVA

Amedeo Modigliani was an Italian painter who is famous for his elongated, stylized portraits inspired by African masks. He gave his subjects long necks, long faces and long limbs with almond shaped vacant eyes. His artwork was not well received during his lifetime only finding notoriety after his death. Many of his paintings were based on his wife Jeanne Hébuterne.

John Larriva is an American artist who paints, sketches and sometimes sculpts portraits. His portrait paintings show a loose yet considered layering of paint portraying mood and movement every brush stroke. They are often realistic in the proportions, facial features and mood. Lighting and the angle of his sitters are key to his portraits.

### Brief3:

- Create a presentation looking at Modigliani or Larriva as an influence to present to your peers in September. This can take a written form, video, PowerPoint etc. The presentation should last approximately three minutes and include aspects about their work, life and how they have inspired your own artwork. You should look at a minimum of three sources for your research such as documentaries, internet, books, podcasts etc.
- To accompany your presentation you should complete 3 practical pieces of artwork to exhibit to your peers in September. The artworks can be any scale or size but you must use at least three different media within your submission (e.g. tonal, paint, pastels, pen, collage, photography, computer manipulated photography etc).

It is vital that over the summer you do not stop creating art - we do not want rusty artists in September!

**Submission Date (for students)  
Monday 16 September**