

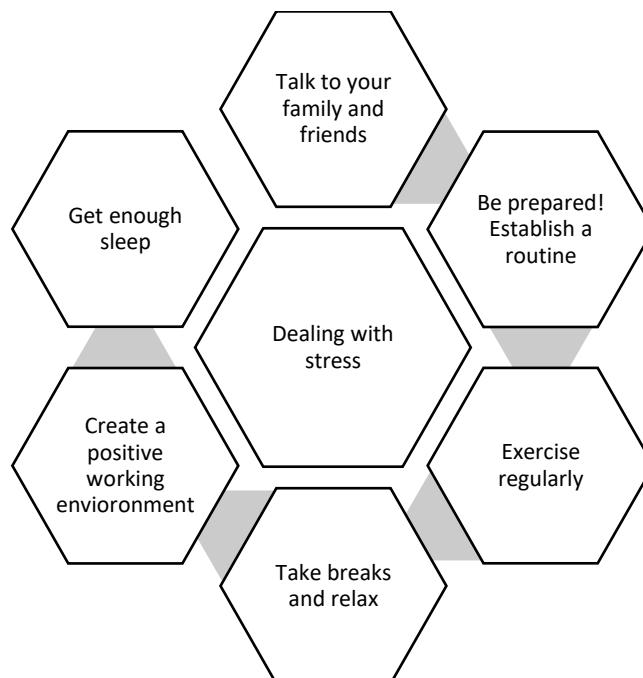
# EXAMS

## A Student and Parent Survival Guide



## Wellbeing

GCSE exams can be stressful. If stress is not dealt with in a positive way it can lead to a lack of focus, poor revision and ultimately decreased examination performance. So use these simple stress-busters to bust your stress!



**Key Note:** Remember stress is a natural reaction. Every person on earth feels it. Feeling a little bit stressed is good; it means you want to do well. We now have to learn to manage our stress the get our best performance.

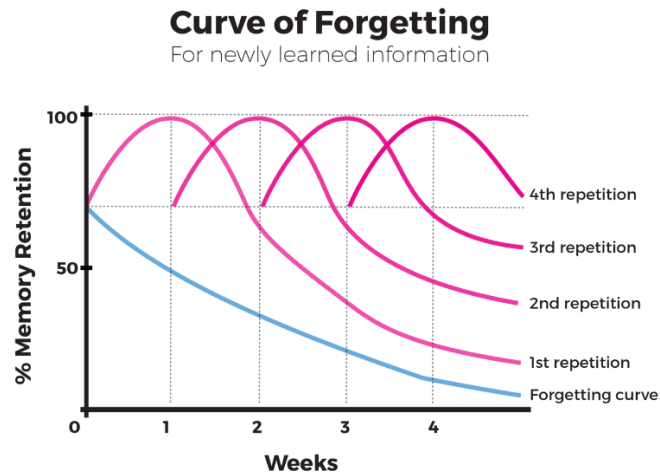
- **Be prepared! Establish a routine:** A great tool in managing stress is making sure that you are as prepared as you can be, and you can walk into the exam knowing that you have done all you can to be successful. Students can only control the controllables. They will never know the exact exam questions, but they can revise the content, do past paper questions and speak with teachers about exam technique. **REVISION IS THE KEY!** Students should create a revision timetable (there is a template later in the booklet) so that they can plan and follow a routine. Built into this should be revision time but also down time where they can socialise with friends and do other hobbies. Knowing when it is time to revise and when it is time to relax does have a huge impact on the quality of revision; it also reduces the stress levels of an individual.
- **Exercise regularly & get enough sleep:** Stress can be relieved simply by doing some exercise and getting enough sleep. All young people should be doing some exercise as part of a healthy lifestyle, but it is crucial they do around 20-30 minutes of moderate exercise at least every other day. This can be as simple as going for a bike ride or dancing at home. To get a good night's sleep avoid caffeinated drinks after lunchtime and stick to one a day if you can; switch off smartphones and laptops at least an hour before bed; and try to keep roughly the same bedtime every night - this helps your body adjust to a routine, so it will be much easier to fall asleep when you want to.

- **Take breaks and relax:** Working hard and revising is imperative for success, but it is unproductive to sit with books open for hours on end. Students should work out what works best for them, but a useful guideline is 30-50 minutes of revision followed by a 5–10-minute break. This should be done as often as possible during the day but never over 3-4 hours at a time. This will lead to resentment towards revision. But almost more importantly it will be wasted time as the human brain cannot keep taking in knowledge without sufficient rest and fuel.
- **Create a positive working environment:** Choose an area to work in with minimal distractions – a quiet, well-lit, relaxing space where you can focus and get work done. The school library is always available. Keep the TV off, put phones away and stay off social media! Display your revision timetable and keep all your supplies in one place.

Stress has been felt by every individual at some point in their life. It is a natural response. So don't stress about feeling stressed. Students need to understand why they are getting stressed and put necessary procedures in place to reduce it. For example, this might be 'not understanding a specific topic in maths'. In this case a student can:

- Speak to their maths teacher
- Speak to their form tutor
- Attend ESS sessions
- Use the revision resources recommended by the maths team
- Seek the support of a friend.

# Effective Revision Strategies



The blue line on the graph above shows why revision is so important. Science tells us that our brains are good at remembering the things that we need to know – details that are of vital importance to our survival. For example, foods we should avoid, pathways or areas we should stick to, and the people who are important in our lives. We also tend to remember experiences that trigger powerful emotions – such as surprise, fear, success, or relief – for longer. But this means that many of the things that we want to learn (or that others need us to know) can drop out of our memory all too easily.

'Learning Scientists' have researched the most effective revision strategies that will best keep information in our long-term memories. Here are some of their findings:

	Technique	Efficacy/Impact	What is it?
1	Retrieval Practice	High	Low stakes quizzing; desirable difficulty
2	Spaced + Interleaving	High	Presenting scheduled and mixed content over time
3	Elaboration	Medium	Generating and being able to explain why
4	Self-Explanation	Low	Explaining new information
5	Summarisation	Low	Bitesize overview
6	Highlighting	Low	Marking potentially important information whilst reading
7	Keyword mnemonics	Low	Keywords for mental models/imagery
8	Imagery for Text	Low	Mental imagery for text (dual coding); pair text with images
9	Rereading	Low	Restudying text material
All these strategies have an impact on learning. N.b. Spaced + Interleaving have been amalgamated for this resource; they are separate strategies and interleaving is sometimes known as 'distributed practice'.			

Inspired by (Table 1: Learning Techniques) [10.1177/1529100612453266](https://doi.org/10.1177/1529100612453266) (Dunlosky et al (2013))

Watch: *How to Study Effectively for School or College [Top 6 Science-Based Study Skills]:*



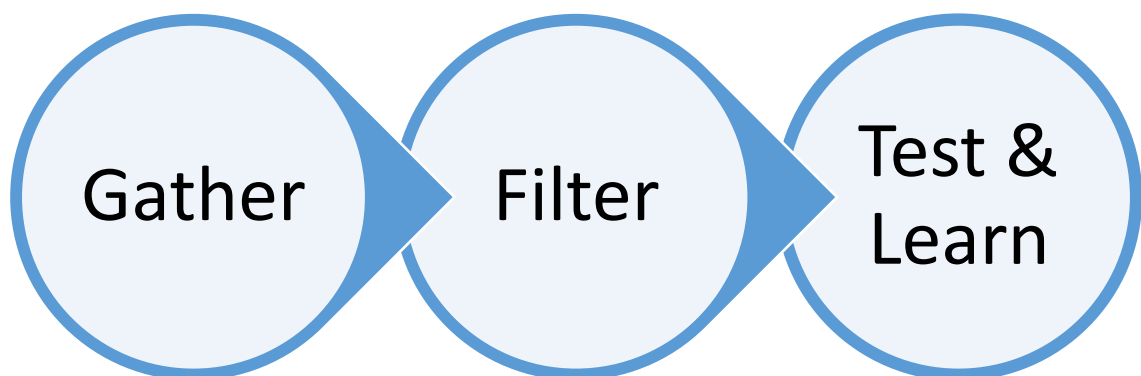
## #SBERevise100Hours

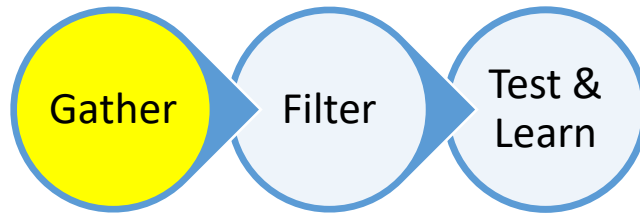
With the Learning Scientists' research in mind, we recommend that all Year 11 students challenge themselves to log 100+ hours of revision for their mock exams in October and December (NEAs and practical exam preparation counts too), between Monday 18 September 2023 and Friday 12 January 2024. There are 119 days in total in which to complete this challenge. Year 11 have two sets of mock exams within those 119 days!

Students will be issued with a #SBERevise100Hours booklet. On the centre pages of this booklet, they should record the number of hours they revise for each day. It would be great if parents/carers would check and sign this at the end of each week. Year 11 Form Tutors will keep a check too and establish a dialogue with students about their revision.

Revision at home and at school counts. Rehearsals and preparation for practical exams and work towards NEAs in school counts too as this will all contribute to students' final GCSE grades.

Students will be introduced to this process to help them structure their revision:





## Stage 1: Gather Your Revision Resources

- This should only take up 10% of your revision time. Don't spend more than a week on this!
- Know when your (Mock) exams are! Students will be given Mock timetables in advance of their October and December exams.
- Know what you will be examined on - Access Mock Exam Checklists in the Y11 Team on Microsoft Teams.
- Purchase Revision Guides if necessary – Revision Guides will be available from the School Shop shortly.
- Find relevant class notes and any previous revision notes that you have made.
- Access subject specific revision material on Teams.
- Attend Exam Success Sessions when you are invited.
- Create a Revision timetable. Remember that the 'Learning Scientists' say revision is most effective when it is 'spaced' or 'interleaved'. Mix up your subjects and keep re-visiting them.

### Blocking

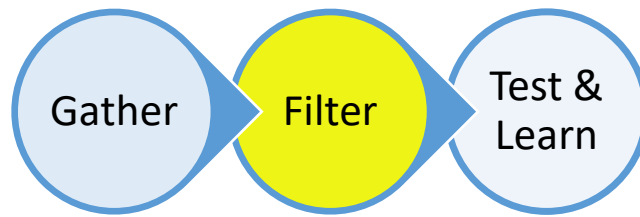


### Interleaving



Revision Timetable

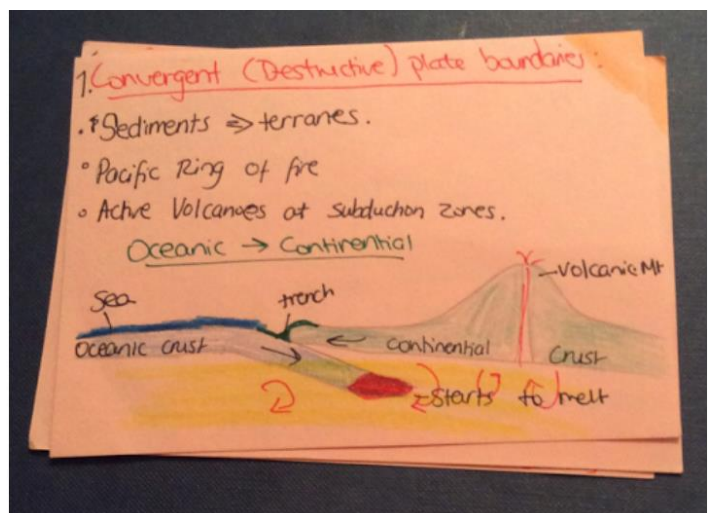
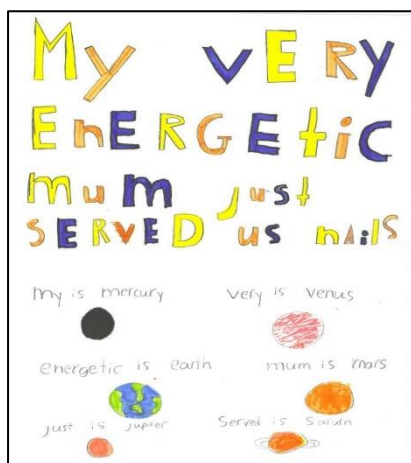
	<b>Monday</b>	<b>Tuesday</b>	<b>Wednesday</b>	<b>Thursday</b>	<b>Friday</b>	<b>Saturday</b>	<b>Sunday</b>
<b>08.35-15.10</b>	School	School	School	School	School		
<b>15.10-16.30</b>							
<b>Evening commitments</b>							
<b>Subject 1</b>							
<b>Subject 2</b>							
<b>Subject 3</b>							



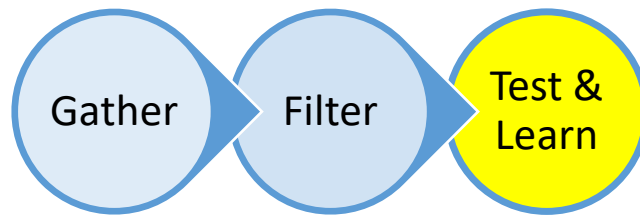
## Stage 2: Filter the Information

- This should take up 30% of your revision time.
- Now you have all the revision resources for each subject, it's time to reduce the information you have gathered down to the essential parts.
- Start making notes from your class notes, revision guides, or revision videos.
- Note-making can take many forms:

- Mindmaps
- Flashcards
- Dual coding
- Mnemonics

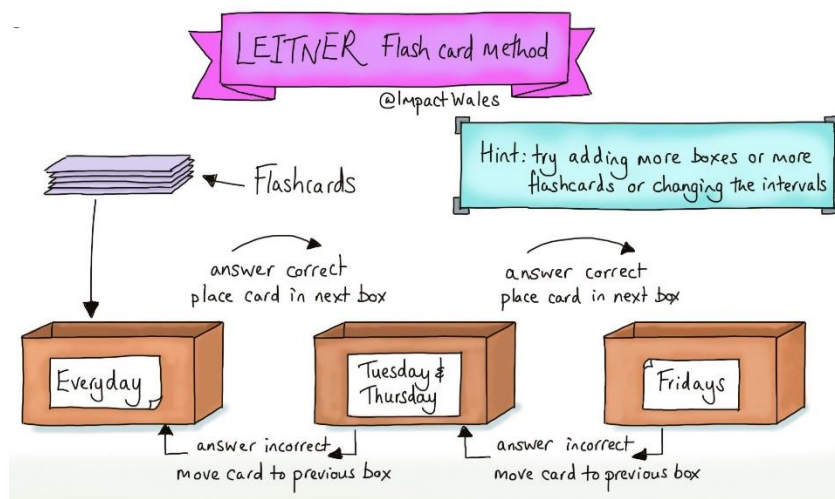






### Stage 3: Test Yourself & Learn

- This should take up 60% of your revision time. By the time of your exam this is all you should be doing.
- To learn information, you need to give your brain opportunities to retrieve it on a regular basis.
- Retrieval practice can take many forms:
  - (Self) quizzing
  - Leitner method
  - Answering past papers



The Leitner Method (using flashcards to test yourself on a daily basis) is explained in this video.

## Examiner's Tips

The job of examiners is to give you marks, not to take them away, but they are powerless to help you if you fall into the most common traps.

These are the **biggest pitfalls** they have identified:

- ✓ **Not reading the paper correctly** - Examiners say that this is one of the most regular and serious errors. They call it the '*triggered answer*'. You have your pre-prepared answer ready, but you don't look at the exact terms of the question and therefore supply the wrong information in your answer.
- ✓ **Not finishing the paper** - Mismanaging your time within the exam can easily cost you a full grade. The biggest exam 'crime' is to leave suitable questions blank. **Remember: it is much easier to get the first 20% of the marks for any question than the last 5%.** Therefore, if you find yourself stuck for time as you struggle through your third answer out of five, do not spend your remaining time extending and perfecting that answer. Instead, move on to questions four and five, even if your attempt is sketched or in point form. If you have answered only three questions instead of five, the highest mark you can get is 60%.
- ✓ **Ignoring the marking scheme** - You must take the number of marks available into account when you allocate time to each question or part of a question. If the marks allotted to a question clearly indicate that a few paragraphs are sufficient, do not write an essay on the subject. Avoid the temptation of writing everything you know about a topic – just give the appropriate amount of information.
- ✓ **Repetition** - Make the point once. There are no extra marks for restating facts, even if you phrase them differently. Examiners say repetition is a very common mistake. It is also a timewaster and an irritant.
- ✓ **Missing part of a question** - Sometimes, part of a question can be carried onto the next page, and, in the pressure of the moment, you don't see it. Consequently, you might fail to do a compulsory part of a question or miss out on the chance to take an option that would have suited you better. Always take time to familiarise yourself with the whole paper before you start answering it.
- ✓ **Rough work** - Include your rough work with your exam script – you might get some credit for any planning, formulae or calculations contained therein.

## Command Words in Examination Questions

The command words typed in **bold** are the instructions which are most frequently used in examinations.

- **Analyse** means to show the **main ideas** and show how they are related and why they are important.
- **Comment on** means to **discuss, criticise or explain** its meaning as completely as possible.
- **Compare** means to show both the **similarities** and the **differences**.
- **Contrast** means to compare by showing the **difference**.
- **Criticise** means to give your **judgement** or reasoned **opinion** on something, showing its **good** and **bad** points. It is not necessary to attack it.
- **Define** means to give the **formal meaning** by distinguishing it from related terms. This is often a matter of giving a memorised definition.
- **Describe** means to write a **detailed account** or verbal picture in a **logical sequence** or story form.
- **Diagram** means to make a **graph, chart, or drawing**. Be sure that you **label** it and add a brief explanation if it is needed.
- **Discuss** means to describe, giving the **details** and explaining the **pros** and **cons** of it.
- **Enumerate** means to **list**. **Name** and **list** the main ideas one by one and number them.
- **Evaluate** means to give your **opinion** or an expert's opinion of the **truth** or **importance** of a concept. Tell the **advantages** and **disadvantages**.
- **Illustrate** means to explain or make clear by **concrete examples, comparisons** or **analogies**.
- **Interpret** means to give the **meaning** using **examples** and **personal comments** to make it clear.
- **Justify** means to give a statement of **why you think it is so**. Give reasons for your statement and conclusion.
- **List** - see Enumerate.

- **Outline** means to give a general summary. It should contain a **series of main ideas** supported by secondary ideas. **Omit minor details**. Show the **organisation** of your ideas.
- **Prove** means to show by **argument** or **logic** that it is true. (The word 'prove' has a very special meaning in mathematics and physics.)
- **Relate** means to show the **connections** between things telling how one **causes** or is **like** another.
- **Review** means to give a **survey** or **summary** in which you look at the important parts and **criticise** where necessary.
- **State** means to describe the **main points** in **precise** terms. Be formal. Use **brief clear** sentences. Omit details or examples.
- **Summarise** means to give a **brief**, condensed account of the **main ideas**. **Omit details** and examples.
- **Trace** means to follow the **progress** or **history** of a subject. (The word 'trace' has a special meaning in computer science.)

## ART

**Contact:** Mr Hall

**AQA Fine Art GCSE**

**Assessment format:**

60% portfolio (controlled assessment). 40% exam. Mock Exam before the Christmas break. Final Exam in the summer term (April/May). Both are 10 hours long split over 2 school days.

**Revision materials:**

Teacher produced revision material including frameworks to support with artist analysis and idea development. Student friendly coursework booklet with checklists and exemplar work for reference to standard and presentation for work. Assessment booklets for marking and feedback to be reviewed in discussion with teacher.

Other sources for revision:

- Student Art Guide
- Pinterest
- YouTube video tutorials
- BBC Bitesize
- Tate Gallery website
- National Gallery website

## BUSINESS STUDIES

**Contact:** Mr Ocran

**Edexcel GCSE Business**

([Edexcel GCSE Business \(2017\)](#) | [Pearson qualifications](#))

2 Written Exams Units.

- Theme 1 - Investigating Small Business

- Theme 2 - Building a Business

Duration: 1 Hour 30 minutes each, 100% Written Exams

**The school supply the below textbooks to students:**

- Edexcel GCSE (9-1) Business, Second Edition (Ian Marcouse) - for in-school use only
- Edexcel GCSE (9-1) Business Exam Success Guide - internally generated for all use

**You may also wish to use the following to supplement your revision:**

- CGP GCSE Business Edexcel Revision Guide - for the Grade 9-1 Course
- Pearson Revise Edexcel GCSE (9-1) Business Revision Guide

**OCR Cambridge Nationals (CNAT) Enterprise and Marketing Level 1/2 Certificate**

([Enterprise and Marketing Level 1/2 Certificate - J819 - OCR](#))

1 Written Exams Unit.

- R067: Enterprise and marketing concepts (externally assessed) - 50% Weighting

Duration: 1 Hour 15 Minutes

2 Coursework Units.

- R068: Design a business proposal (internally assessed) - 25% Weighting
- R069: Market and pitch a business proposal (internally assessed) - 25% Weighting

**The school supply the below textbooks to students:**

- Cambridge National Level 1/2 Enterprise and Marketing (Leanna Oliver & Tess Bayley) - for in-school use only

**You may also wish to use the following to supplement your revision:**

- My Revision Notes: Cambridge National Level 1/2 Enterprise and Marketing – Paperback (Leanna Oliver & Tess Bayley)

## DESIGN TECHNOLOGY

**Contact:** Miss Malone and Mrs Easson  
**AQA GCSE Design Technology 8552**

### **Assessment Format:**

50% Non-Examined Assessment (NEA)

50% Exam 2 hours

### **Revision Materials:**

- PGOonline AQA GCSE (9-1) Design and Technology 8552 (textbook)
- CGP GCSE AQA Design Technology for the new 9-1 course (revision guide)
- Seneca
- BBC Bitesize

## DRAMA

**Contact:** Miss Mowatt and Mr Smith  
**Edexcel GCSE Drama**

### **C1: Devising (Coursework)**

**40% Qualification (30% is Written Portfolio, 10% is Devised performance/ Design realisation)**

**Normally perform in November (1 day off timetable, followed by Controlled Conditions for 3 weeks)**

### **C2: Performance From Text**

**20 % Qualification**

**(Performance/Design realisation from 2 key extracts)**

**Normally perform in February**

### **C3: Theatre Makers In Practice**

**40% Qualification**

**1.5 hour written exam**

#### **Revision Materials:**

- Edexcel GCSE (9-1) Drama Student Book by Melissa Jones and Phil Cleaves
- CGP GCSE Drama, For the Grade 9-1 Course, The Revision Guide
- Revise Edexcel GCSE (9-1) Drama, Drama Workbook, Pearson
- Revise Edexcel GCSE (9-1) Drama, Revision Guide, Pearson
- CGP Drama, For the Grade 9-1 Course, The Crucible, The Play Guide

#### **Websites:**

<http://www.bbc.co.uk/education/subjects/zbckjxs>

#### **Scripts:**

**Antigone by Sophocles, translated by Roy Williams**

**A variety of play texts are accessed, this changes from year to year**

## ENGLISH

**Contact:** Mr Seddon or Mrs Hazell

**Exam boards:**

EDUQAS ([GCSE English Language | Eduqas](#))

AQA (<http://www.aqa.org.uk/subjects/english>)

**Qualifications:**

EDUQAS GCSE English Language

AQA GCSE English Literature (8702)

**Overview:**

All students are required to study GCSE English Literature and GCSE English Language. Both courses are linear and assessed by examination at the end of Year 11. There are no tiers of entry and students will sit the following exams:

**EDUQAS GCSE English Language Component 1:** 20<sup>th</sup> Century Literature Reading and Creative Prose Writing. (40%)

**EDUQAS GCSE English Language Component 2:** 19<sup>th</sup> and 21<sup>st</sup> Century Non-Fiction Reading and Transactional/Prose Writing. (60%)

**AQA GCSE English Literature Paper 1:** Shakespeare and the 19<sup>th</sup> Century Novel (40%)

**AQA GCSE English Literature Paper 2:** Modern Texts and Poetry (60%)

Students will also complete a non-exam assessment in spoken language (Spoken Language Endorsement). *This assessment does not contribute towards the students' grades in GCSE English Language but will be separately endorsed and reported on each student's GCSE English Language certificate.*

**Revision:**

Students need to be very well organised to succeed in these subjects. Students should allocate slots in their revision timetables to take into account both GCSE English Language and GCSE English Literature. They will have covered the course in both GCSEs and be well versed in the requirements of all four exams. Students are provided with copies of the poetry anthology required for GCSE English Literature and have access to the set texts for both English Literature exams. We recommend that they buy their own copies of the set texts to annotate; this is a valuable revision tool. Both GCSE English Literature exams are closed book. *This means that students cannot take copies of the texts into the exam and will need to memorise key quotations.*

**Recommended Revision Guides for EDUQAS GCSE English Language (9 to 1 courses):**

- 'GCSE WJEC Eduqas English Language – The Revision Guide' (CGP)
- 'GCSE WJEC Eduqas English Language – Complete Revision and Practice (CGP)
- 'Pearson Revise WJEC Eduqas GCSE (9-1) English Language Revision Guide'

**Recommended Revision Guides for GCSE English Literature -**

**Please note that students will only need revision guides for the texts they have studied. All texts listed below are published by CGP and can be purchased through the CGP**

**website:** <https://www.cgpbooks.co.uk/>

- New GCSE English Literature AQA Unseen Poetry Guide - for the Grade 9-1 Course

- AQA Anthology of Poetry Power and Conflict: Poetry Guide
- GCSE English Text Guide - An Inspector Calls (all classes excluding 11AAX and 11BAX)
- GCSE English Text Guide – Lord of the Flies (11AAX and 11BAX only)
- GCSE English Text Guide – Jekyll and Hyde
- GCSE English Text Guide – Romeo and Juliet
- Romeo and Juliet: the complete play

#### Recommended Websites:

- Eduqas [GCSE English Language | Eduqas](#)
- AQA [AQA | English | GCSE | English Literature](#)
- Seneca Learning <https://www.senecalearning.com/> This website offers relevant and high quality information, resources and activities for GCSE English Language and GCSE English Literature
- Massolit – stretch and challenge lectures. [MASSOLIT – Short video lectures from the world's best academics for school teachers and students around the world.](#)
- YouTube – Mr Bruff [Mr Bruff – YouTube](#) Short, focused video tutorials
- BBC Bitesize <http://www.bbc.co.uk/education/subjects/zr9d7ty>

This website offers relevant and high quality information, resources and activities for GCSE English Language and GCSE English Literature

## FILM STUDIES

**Contact:** Mrs Mayer

### Eduqas GCSE Film Studies

#### Assessment format:

Students study two exams. These are:

- Component 1 (1 hr 30 mins). Key Developments in US Film- Section A focuses on one pair of US mainstream films. Section B focuses on key developments in film and film technology. Section C focuses on US independent film. This is 30 % of the overall grade.
- Component 2 (1 hr 30 mins). Global Film Narrative, Representation and Film Style. Section A: Global English language film. Section B: Global non-English language film. Section C: Contemporary UK film. This is 30 % of the overall grade.
- Component 3 NEA / coursework: An extract from a screenplay for a genre film, or A filmed extract from a genre film. This is 30 % of the overall grade.

#### Revision Material:

- Bespoke revision materials are provided by teachers, including copies of Component 1 and Component 2 Print Text and specially designed exam practice papers.
- Revision topics and a series of home learning/revision tasks are available on Teams.
- There are many YouTube channels that exist for revising film, we recommend:
- Film Studies Fundamentals [www.youtube.com/c/MrMorenoMelgar/videos](http://www.youtube.com/c/MrMorenoMelgar/videos).
- Illuminate publishing produce two related media books.
- A textbook: Jackie Newman, WJEC Eduqas GCSE Film Studies, ISBN 978-1911208020
- A revision guide: Jackie Newman Study and Revision Guide (WJEC GCSE Film Studies) Paperback 24 March 2014 ISBN 978-1908682208

#### Websites:

<https://www.eduqas.co.uk/qualifications/filmstudies>



## FOOD PREPARATION AND NUTRITION

**Contact:** Mrs Freeman

**GCSE AQA Food Preparation and Nutrition 8585**

### **Assessment format:**

Three assessments –

- NEA 1 Food investigation task

10 hours to include food 3-4 food investigations plus a 2,000 word report.

15% of final grade worth 30 marks

- NEA 2 Food Skills

20 hours to include 3 hour final cooking task (3 dishes) plus 8 A4 page document (in school)

35 % of final grade worth 70 marks

- Written Exam

1 hour and 45 minutes - 50% of final grade worth 100 marks

### **Revision Materials:**

Revision guides are available for students to use: AQA GCSE Food preparation and nutrition by Hodder Education plus the students can access the ILLUMINATE DIGITAL RESOURCE from home or in school via a laptop or iPad. The user name is SSHEN3 and password is STUDENT3.

## GEOGRAPHY

**Contact** Mrs Showunmi

**AQA GCSE Geography 8035**

### **Assessment format:**

3 written exams

- Paper 1 35%
- Paper 2 35%
- Paper 3 30%- some of this is based on the compulsory fieldwork

### **Revision materials:**

Class books- resources used in lessons

New Grade 9-1 GCSE Geography AQA Complete Revision & Practice (with Online Edition) from CGP Books. ISBN 9781782946137

SENECA

Online OUP book accessible on Kerboodle

## HISTORY

**Contact:** Mrs Malpass

### AQA GCSE History

#### Assessment format:

4 written exams – 1 hour each

Paper 1: Option BC Conflict and Tension between East and West 1945-72

Paper 2: Option AB Germany 1890-1945: Democracy and dictatorship

Paper 2: Option AA Britain: Health and the People c.1000-the present day

Paper 3: Option BA Norman England c.1066-c.1100

100% exam -there is no coursework.

#### Revision materials:

Students should be revising from:

- Their class work booklets (blank ones available on Teams) and assessment books
- Suggested revision guides (all available for purchase on Amazon):  
Jenner, et al, *My Revision Notes AQA GCSE (9-1) History Second Edition* (Hodder) ISBN 978-1510455610 – this book covers all 4 of our GCSE topics
  - Or you could purchase revision guides which would cover each of the 4 areas of the specification in more detail:
  
- Pearson series:
  - Health ISBN 978-1292204789
  - Normans ISBN 978-1292204796
  - Germany ISBN 978-1292204765
  - Cold War ISBN 978-1292242989
  
- Oxford series:
  - Health ISBN 978-0198422952
  - Normans ISBN 978-0198432845
  - Germany ISBN 978-0198422891
  - Cold War ISBN 978-0198432883

In addition, KS4 Revision Videos will be made available via each of the History class teams.

## ICT & COMPUTING

### AQA GCSE Computer Science

**Contact:** Mrs Elliott or Mrs Potten

#### Assessment Format:

Paper 1 – Computational Thinking 2 Hours

Paper 2 – Computing Concepts 1 Hour 45 minutes

#### Text Book:

AQA GCSE Computer Science, Second Edition

978-1-510-48430-6

### OCR Cambridge Nationals in Creative iMedia

**Contact:** Mrs Potten

### Assessment Format

Four units in total each 25% of final grade

- External Exam 1½ hours
- Three internally assessed coursework units to be completed in supervised sessions.

### Text Book:

Cambridge National Level 1 and 2 Creative iMedia

Hodder ISBN: 978-1-5104-5720-1

### WJEC Information Technology

Contact: Mrs Elliott

### Assessment format:

Two units, equally weighted

- Exam to be sat in year 11 of 1 hour 20 minutes
- Coursework unit to be completed year 10/year 11

## MATHS

Contact: Mrs Smith

### GCSE Mathematics

- Higher Tier – OCR
- Foundation Tier – OCR

### Assessment Format:

Qualifications are 100% examination.

Each tier consists of 3 papers each lasting 90 minutes.

### Revision Materials:

Revision guides - these will be available to purchase at a discounted price via ParentMail and you will be notified when orders can be made:

#### Higher

- CGP- Revise OCR GCSE mathematics – Revision Guide 9-1
- CGP - Revise OCR GCSE mathematics – Workbook 9-1

#### Foundation:

- CGP GCSE Maths OCR Revision Guide 9-1 spec
- CGP GCSE Maths OCR Workbook 9-1 spec

### Websites:

Mymaths: [www.mymaths.co.uk](http://www.mymaths.co.uk) Students have their own personal passwords

Corbett Maths: [www.corbettmaths.com](http://www.corbettmaths.com)

Hegarty Maths: [www.hegartymaths.com](http://www.hegartymaths.com) Students have their own personal passwords

Maths Genie: [www.mathsgenie.co.uk](http://www.mathsgenie.co.uk)

OnMaths: [www.onmaths.com](http://www.onmaths.com)

Sparx Maths: [www.sparxmaths.com](http://www.sparxmaths.com) Students have their own personal login information

Pinpoint Learning: [www.pinpointlearning.co.uk](http://www.pinpointlearning.co.uk) Students have their own personal login information

## MEDIA STUDIES

**Contact:** Miss Cross

### Eduqas GCSE Media Studies

#### Assessment format:

Students study two exams. These are:

- Component 1 (1 hr 30 mins). Section A focuses on print texts (such as adverts, magazines, newspapers and film posters set by the exam board) and Section B focuses on Media Industries and Audiences (such as newspaper, radio, video games and films). This is 40 % of the overall grade.
- Component 2 (1 hr 30 mins). Section A focuses on crime drama (Luther and The Sweeney) and Section B focuses on music videos, websites and social media (by Katy Perry, Justin Beiber and Duran Duran). This is 30 % of the overall grade.

Component 3 NEA / coursework: a magazine front cover and selective pages, completed in year 10, which makes up 30 % of the overall grade.

#### Revision Material:

- Bespoke revision materials are provided by teachers, including copies of Component 1 Print Text and specially designed exam practice papers
- Revision factsheets for all products are available on Teams as well as a series of home learning / revision tasks
- <https://senecalearning.com> has units focused on Eduqas Media
- Many YouTube channels exist for revising media, we recommend:
- M12 media productions  
<https://www.youtube.com/channel/UCtA5GSNtZUMNNQe32tuKzNg>
- Mrs Fisher media studies revision channel  
<https://www.youtube.com/channel/UCUKrxp4BcJrGLzmqAhCjASg>
- Illuminate publishing produce two related media books.
- A textbook: Hayley Sheard 'Wjec / Eduqas GCSE Media Studies' ISBN: 1911208489.
- A revision guide: Hayley Sheard 'Wjec / Eduqas GCSE Media Studies Revision Guide' ISBN: 1911208896

**Websites:** <https://www.eduqas.co.uk/qualifications/media-studies/gcse/>

## MFL

**Contact:** Ms Froggitt

### Edexcel GCSE French / German / Spanish

#### Assessment format:

Four papers, each worth 25% of overall marks

- Paper 1 – Listening
- Paper 2 – Speaking
- Paper 3 – Reading
- Paper 4 – Writing

Higher (grades 4 – 9) and Foundation (grades 1 – 5) tiers available.

#### Revision Materials:

- Revise Edexcel GCSE 9-1: Revision Guide 2<sup>nd</sup> ed. (French, German and Spanish)
- Revise Edexcel GCSE 9-1: Revision Workbook 2<sup>nd</sup> ed. (French, German and Spanish)

- CGP – GCSE Edexcel Revision Guide (French / German / Spanish)
- CGP – GCSE Edexcel Complete Revision & Practice (with CD and online edition) (French / German /Spanish)

#### Websites:

- [www.pearsonactivelearn.com](http://www.pearsonactivelearn.com) (every Year 11 student has an individual login)
- [www.linguascope.com\\_](http://www.linguascope.com_) (username: shenleyb / password: meinbruder)
- [www.bbc.co.uk/schools/gcsebitesize](http://www.bbc.co.uk/schools/gcsebitesize)
- [www.languagesonline.org.uk](http://www.languagesonline.org.uk)
- [www.quizlet.com](http://www.quizlet.com)
- [www.senecalearning.com](http://www.senecalearning.com)
- [www.duolingo.com](http://www.duolingo.com)

## MUSIC

**Contact:** Miss S Lane / Ms G Oliver

### EDUQAS GCSE Music

#### Assessment format:

30% performance coursework, 30% composition coursework,  
40% appraising exam time approximately 1 hour 15 minutes

#### Component 1: Performing – Worth 30% of your GCSE (Marked by your teacher, moderated by Eduqas)

You must perform **at least 2 pieces**: One piece must be an **ensemble**, the other(s) can be ensembles or solos. You can sing or play any instrument. You can have an accompanist or use a backing track, or perform unaccompanied. Backing tracks and accompaniments must not contain the part you are playing/singing. Recordings will be scheduled in early November.

*An ensemble in this course is described as a group of 2-8 live performers. You must not be performing the tune all the way through while the other performers accompany you. You must also be the only person performing your part.*

Each piece must be recorded in the same school year you take the exam, and your **teacher must be present**.

Performing more difficult pieces – harder than Grade 3 standard – can boost your marks. You can perform easier pieces – below Grade 3 standard, but your marks will be scaled down a bit. Playing an easier piece well could result in a better mark than playing a harder piece badly!

You will need to hand in a **score** or a **lead sheet** of each piece so your teacher can assess how accurately you perform. You cannot hand in an audio/video guide track instead.

If your performances last less than **4 minutes** in total, you will lose marks.

#### Component 2: Composing – Worth 30% of your GCSE (Marked by your teacher, moderated by Eduqas)

You must **compose two original pieces** of music. Each is equally weighted. **One is a free composition**, which you can complete at any time in the course. The other must be written in response to a **brief**

released by Eduqas on the 1<sup>st</sup> September in the same school year as you take the exam. They can both be in a similar style as long as the actual musical content is different.

You will have to hand in an [audio file](#) of each piece – either a live recording (of you or someone else performing your piece) or an output from software. You will also need either a [score](#) or a [lead sheet](#) with a detailed description of each piece.

You have to complete a [composing log](#) as well which is [signed](#) by you and your teacher to authenticate your work. This explains how you completed your work, if you used any ideas which were not your own (like drum loops) and if anyone else helped you. The deadline for both pieces is February half term.

### **Component 3: Appraising – Worth 40% of your GCSE (A listening exam.)**

In your exam there will be [8 questions](#). Each will have an [extract of music](#) which is played out loud for you to answer the questions on what you hear. Question 1 and question 7 will always be on the [set works](#).

The questions will focus on three things:

**Elements of Music** – melody, harmony, tonality, form and structure, dynamics, sonority, texture, tempo, rhythm, metre.

**The context** – the time, place or purpose of the music

**Musical Language** – the list of musical terms in [Appendix C](#) of the specification, notes in the [treble and bass clef](#) and any specific [vocabulary](#) which goes with the set works.

### **Revision Materials/Websites:**

- [www.bbc.co.uk/schools/gcsebitesize/music/](http://www.bbc.co.uk/schools/gcsebitesize/music/)
- [Focus on Sound | Focus on Sound](#) student already has a log in
- Class MS Team – folders include class materials, past papers/audio/mark schemes, assignments

## **PE**

Contacts: Miss Ashley  
OCR - Cambridge National Sports Science

Assessment Format:  
75% Written Coursework (Internally Assessed); 25% Written Exam (60mins)

Revision Materials:

- Hodder Level 1/Level 2 Cambridge National in Sport Science (J828): Second Edition
- DK Publishing - The Sport Book
- SBE PE Team Podcast available through iTunes for students
- MS Teams has extensive Cambridge National resources

Websites:

[www.o pep.co.uk](http://www.o pep.co.uk)

[www.sharelearnteach.com](http://www.sharelearnteach.com)

## PSYCHOLOGY

Contact: Mrs Samadi  
OCR GCSE 9-1 Psychology

Assessment Format: 100% Exam

Studies and applications in psychology 1 (01) 90 1 hour 30 minutes 50%

Studies and applications in psychology 2 (02) 90 1 hour 30 minutes 50%

Revision Materials:

Student Book Paperback – Illustrated, 14 May 2009 by Mark Billingham (Author), David Groves (Author)

Websites:

GCSE Psychology workbook available on TEAMS and [OCR GCSE \(9-1\) Psychology: Hodder Education](#)  
Revision booklets and flashcards on TEAMS and [OCR GCSE \(9-1\) Psychology Workbook: Hodder Education](#)

## RELIGIOUS STUDIES

Contact Mr Shaw  
AQA GCSE Religious Studies A 8062

**Assessment format:**

2 written exams

- paper 1 50%
- paper 2 50%

**Revision materials:**

Class books- resources used in lessons

Textbook- AQA GCSE (9-1) Religious Studies Specification A Christianity, Islam, Judaism and the Religious, Philosophical and Ethical Themes ISBN: 9781471866852

Revision book- GCSE Religious Studies for AQA A: Christianity ISBN: 978-0-19-837033-8

Revision book- GCSE Religious Studies for AQA A: Islam ISBN: 978-0-19-837034-5

SENECA

## SCIENCE

**Contact:**

Please contact the class teacher in the first instance.

All other enquiries to Miss Hurrell, Director of Science

**Examination board: AQA**

**GCSE Biology** specification code **8461**

2 papers, each paper is 105 minutes with a maximum mark of 100

**GCSE Chemistry** specification code **8462**

2 papers, each paper is 105 minutes with a maximum mark of 100

**GCSE Physics** specification code **8463**

2 papers, each paper is 105 minutes with a maximum mark of 100

**GCSE Combined Science Trilogy** specification code **8464**

6 papers, 2 Biology, 2 Chemistry, 2 Physics. Each paper is 75 minutes with a maximum mark of 70

The course is 100% examination.

**Tier of entry:**

GCSE Science is a tiered subject with Higher and Foundation tiers.

Higher tier = Grades 4-9. If students do not achieve a grade 4 on the higher paper they are given a U grade (fail)

Foundation tier = Grades 1- 5. Students cannot achieve higher than a grade 5 on foundation tier.

Combined Science students will sit the same tier for **all** 6 of their papers.

Triple science students sit the same tier of paper within each discipline but can sit different tiers between disciplines. For example Foundation paper in Biology and Higher papers in Chemistry and Physics.

**Textbooks: Triple science**

- Collins AQA GCSE Biology 9-1 student book Pilling & Beebey
- Collins AQA GCSE Chemistry 9-1 student book Daniels & Walsh
- Collins AQA GCSE Physics 9-1 student book Mitchell & Golabek

**Textbooks: Combined Science- Trilogy**

- Collins AQA GCSE Biology for Combined Science: Trilogy 9-1 student book Pilling & Beeby
- Collins AQA GCSE Chemistry for Combined Science: Trilogy 9-1 student book Daniels & Walsh
- Collins AQA GCSE Physics for Combined Science: Trilogy 9-1 student book Mitchell & Golabek

All books are freely available to students via Collins connect portal

<https://connect.collins.co.uk>

**Revision Guides:**

- CGP GCSE Combined Science AQA(Grade 9-1)
- CGP GCSE Biology AQA (grade 9-1)
- CGP GCSE Chemistry AQA (Grade 9-1)
- CGP GCSE Physics AQA (Grade 9-1)

Revision guides, workbooks and answer books are all available.

These will be available to purchase from the Science department at a discounted price via ParentMail and you will be notified when orders can be made.

CGP have revision apps for android and Apple ios

**Tassomai:**

Year 11 students have access to the Tassomai online revision programme. Students are set a number of questions which forms their daily goal. Students must achieve their daily goal on 5 days out of 7 for the programme to be most effective and to ensure students complete revision of the entire specification in time for their exams in May. The programme is individualised and responds to the student needs, focusing revision questions on the areas of the specification that are not yet secure. Teachers are able to monitor progress and provide individual feedback on areas of strength and areas that need to be developed. This forms part of the year 11 homework requirement.



## **SOCIOLOGY**

**Contact:** Mrs Samadi  
**EDUQAS GCSE 9-1 Sociology**

**Assessment Format: 100% Exam**

- Understanding Social Structures Component 1 (01) 1 hour 45 minutes 50%
- Understanding Social Structures Component 2 (02) 1 hour 45 minutes 50%

**Revision Materials:**

WJEC EDUQAS GCSE SOCIOLOGY STUDENT BOOK – REVISED EDITION **Steve Tivey, Marion Davies**  
(Author)

**Websites:**

- Revision Resources available on [GCSE Sociology | Eduqas](#)
- WJEC EDUQAS GCSE SOCIOLOGY – REVISION GUIDE **Steve Tivey, Kathryn Bowman**