





# Year 8: ASK Yourself!

## Drama

Autumn Term: Genre

	Launching	Developing	Progressing	Mastering
				
	<p><b>I can ALMOST...</b></p> <ul style="list-style-type: none"> <li><input type="checkbox"/> Create believable, realistic characters through naturalism.</li> <li><input type="checkbox"/> Use narration, exaggerated characterisation and storytelling in Pantomime.</li> <li><input type="checkbox"/> Use physical theatre, sound-scapes &amp; symbols to create abstract performance.</li> <li><input type="checkbox"/> Use storytelling, lighting and sound to create atmosphere in horror performances.</li> <li><input type="checkbox"/> Demonstrate an understanding of an audience through experiential theatre.</li> </ul>	<p><b>I can SOMETIMES...</b></p> <ul style="list-style-type: none"> <li><input type="checkbox"/> Create believable, realistic characters through naturalism.</li> <li><input type="checkbox"/> Use narration, exaggerated characterisation and storytelling in Pantomime.</li> <li><input type="checkbox"/> Use physical theatre, sound-scapes &amp; symbols to create abstract performance.</li> <li><input type="checkbox"/> Use storytelling, lighting and sound to create atmosphere in horror performances.</li> <li><input type="checkbox"/> Demonstrate an understanding of an audience through experiential theatre.</li> </ul>	<p><b>I can EFFECTIVELY...</b></p> <ul style="list-style-type: none"> <li><input type="checkbox"/> Create believable, realistic characters through naturalism.</li> <li><input type="checkbox"/> Use narration, exaggerated characterisation and storytelling in Pantomime.</li> <li><input type="checkbox"/> Use physical theatre, sound-scapes &amp; symbols to create abstract performance.</li> <li><input type="checkbox"/> Use storytelling, lighting and sound to create atmosphere in horror performances.</li> <li><input type="checkbox"/> Demonstrate an understanding of an audience through experiential theatre.</li> </ul>	<p><b>I can EXPERTLY &amp; CONSISTENTLY</b></p> <ul style="list-style-type: none"> <li><input type="checkbox"/> Create believable, realistic characters through naturalism.</li> <li><input type="checkbox"/> Use narration, exaggerated characterisation and storytelling in Pantomime.</li> <li><input type="checkbox"/> Use physical theatre, sound-scapes &amp; symbols to create abstract performance.</li> <li><input type="checkbox"/> Use storytelling, lighting and sound to create atmosphere in horror performances.</li> <li><input type="checkbox"/> Demonstrate an understanding of an audience through experiential theatre.</li> </ul>
				
	<p><b>I can ALMOST (VERBALLY) state....</b></p> <ul style="list-style-type: none"> <li><input type="checkbox"/> Define all 5 genres.</li> <li><input type="checkbox"/> How to use these skills in my rehearsal and performances.</li> </ul>	<p><b>I SOMETIMES (VERBALLY) demonstrate knowledge of....</b></p> <ul style="list-style-type: none"> <li><input type="checkbox"/> Define all 5 genres.</li> <li><input type="checkbox"/> How to use these skills in my rehearsal and performances.</li> </ul>	<p><b>I can EFFECTIVELY &amp; CONSISTENTLY... VERBALISE knowledge of</b></p> <ul style="list-style-type: none"> <li><input type="checkbox"/> Define all 5 genres using technical vocabulary.</li> <li><input type="checkbox"/> Genres and can direct creatively to stimuli using these styles of theatre.</li> </ul>	<p><b>I CONSISTENTLY VERBALISE knowledge of...</b></p> <ul style="list-style-type: none"> <li><input type="checkbox"/> Define all 5 genres using technical vocabulary and evaluate the impact of these during class discussion.</li> <li><input type="checkbox"/> Genres and can direct creatively to stimuli using these styles of theatre.</li> </ul>


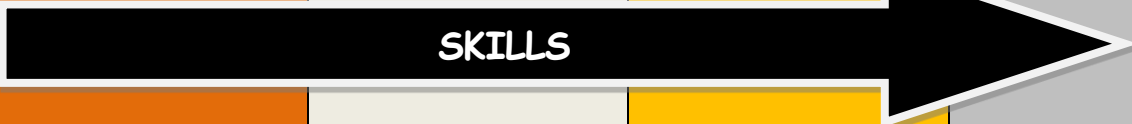


TICK 5 OFF

TICK 2 OFF

# Year 8: ASK Yourself!

## Drama

Spring Term: Macbeth

	Launching	Developing	Progressing	Mastering
				
	<p><b>I can ALMOST...</b></p> <ul style="list-style-type: none"> <li><input type="checkbox"/> Work creatively as part of a team.</li> <li><input type="checkbox"/> Create practically characters, physically and vocally from knowledge of 'Macbeth'.</li> <li><input type="checkbox"/> Use drama skills such as Sound-Scape, Improvisation, and Still Image &amp; Thought Tracking in my Drama to communicate my practical response to my audience.</li> <li><input type="checkbox"/> Practically explore the key themes of the play and show these in performance.</li> <li><input type="checkbox"/> Show an understanding for Shakespearean language in performance.</li> </ul>	<p><b>I can SOMETIMES...</b></p> <ul style="list-style-type: none"> <li><input type="checkbox"/> Work creatively as part of a team.</li> <li><input type="checkbox"/> Create practically characters, physically and vocally from knowledge of 'Macbeth'.</li> <li><input type="checkbox"/> Use drama skills such as Sound-Scape, Improvisation, and Still Image &amp; Thought Tracking in my Drama to communicate my practical response to my audience.</li> <li><input type="checkbox"/> Practically explore the key themes of the play and show these in performance.</li> <li><input type="checkbox"/> Show an understanding for Shakespearean language in performance.</li> </ul>	<p><b>I can EFFECTIVELY...</b></p> <ul style="list-style-type: none"> <li><input type="checkbox"/> Work creatively as part of a team.</li> <li><input type="checkbox"/> Create practically characters, physically and vocally from knowledge of 'Macbeth'.</li> <li><input type="checkbox"/> Use drama skills such as Sound-Scape, Improvisation, and Still Image &amp; Thought Tracking in my Drama to communicate my practical response to my audience.</li> <li><input type="checkbox"/> Practically explore the key themes of the play and show these in performance.</li> <li><input type="checkbox"/> Show an understanding for Shakespearean language in performance.</li> </ul>	<p><b>I can EXPERTLY &amp; CONSISTENTLY</b></p> <ul style="list-style-type: none"> <li><input type="checkbox"/> Work creatively as part of a team.</li> <li><input type="checkbox"/> Create practically characters, physically and vocally from knowledge of 'Macbeth'.</li> <li><input type="checkbox"/> Use drama skills such as Sound-Scape, Improvisation, and Still Image &amp; Thought Tracking in my Drama to communicate my practical response to my audience.</li> <li><input type="checkbox"/> Practically explore the key themes of the play and show these in performance.</li> <li><input type="checkbox"/> Show an understanding for Shakespearean language in performance.</li> </ul>
				
	<p><b>I can ALMOST (VERBALLY) state....</b></p> <ul style="list-style-type: none"> <li><input type="checkbox"/> Demonstrate understanding of the Plot &amp; Characters of the play.</li> <li><input type="checkbox"/> Give ideas and creative suggestions for practical work.</li> </ul>	<p><b>I SOMETIMES (VERBALLY) demonstrate knowledge of....</b></p> <ul style="list-style-type: none"> <li><input type="checkbox"/> Demonstrate understanding of the Plot &amp; Characters of the play.</li> <li><input type="checkbox"/> Give ideas and creative suggestions for practical work.</li> </ul>	<p><b>I can EFFECTIVELY &amp; CONSISTENTLY... VERBALISE knowledge of</b></p> <ul style="list-style-type: none"> <li><input type="checkbox"/> Show comprehensive understanding of plot, character and themes of the play.</li> <li><input type="checkbox"/> Direct others and suggest how to further creative practical work.</li> </ul>	<p><b>I CONSISTENTLY VERBALISE knowledge of...</b></p> <ul style="list-style-type: none"> <li><input type="checkbox"/> Show comprehensive understanding of plot, character and themes of the play.</li> <li><input type="checkbox"/> Direct others and suggest how to further creative practical work.</li> </ul>





TICK 5 OFF

TICK 2 OFF

# Year 8: ASK Yourself!

## Drama

### Summer Term: Film Trailers

	Launching	Developing	Progressing	Mastering
				
	<b>I can ALMOST...</b>	<b>I can SOMETIMES...</b>	<b>I can EFFECTIVELY...</b>	<b>I can EXPERTLY &amp; CONSISTENTLY</b>
<b>TICK 5 OFF</b>	<ul style="list-style-type: none"> <li><input type="checkbox"/> Work and Create ideas as part of a team.</li> <li><input type="checkbox"/> Show knowledge of film genres in devising film trailer ideas.</li> <li><input type="checkbox"/> Use Drama Skills learnt across years 7&amp;8 in performance work.</li> <li><input type="checkbox"/> Create believable, realistic characters using vocal &amp; physical skills (including facial expressions).</li> <li><input type="checkbox"/> Use rehearsal time to create and refine work using directing skills.</li> </ul>	<ul style="list-style-type: none"> <li><input type="checkbox"/> Work and Create ideas as part of a team.</li> <li><input type="checkbox"/> Show knowledge of film genres in devising film trailer ideas.</li> <li><input type="checkbox"/> Use Drama Skills learnt across years 7&amp;8 in performance work.</li> <li><input type="checkbox"/> Create believable, realistic characters using vocal &amp; physical skills (including facial expressions).</li> <li><input type="checkbox"/> Use rehearsal time to create and refine work using directing skills.</li> </ul>	<ul style="list-style-type: none"> <li><input type="checkbox"/> Work and Create ideas as part of a team.</li> <li><input type="checkbox"/> Show knowledge of film genres in devising film trailer ideas.</li> <li><input type="checkbox"/> Use Drama Skills learnt across years 7&amp;8 in performance work.</li> <li><input type="checkbox"/> Create believable, realistic characters using vocal &amp; physical skills (including facial expressions).</li> <li><input type="checkbox"/> Use rehearsal time to create and refine work using directing skills.</li> </ul>	<ul style="list-style-type: none"> <li><input type="checkbox"/> Work and Create ideas as part of a team.</li> <li><input type="checkbox"/> Show knowledge of film genres in devising film trailer ideas.</li> <li><input type="checkbox"/> Use Drama Skills learnt across years 7&amp;8 in performance work.</li> <li><input type="checkbox"/> Create believable, realistic characters using vocal &amp; physical skills (including facial expressions).</li> <li><input type="checkbox"/> Use rehearsal time to create and refine work using directing skills.</li> </ul>
				
<b>I can ALMOST (VERBALLY) state....</b>		<b>I SOMETIMES (VERBALLY) demonstrate knowledge of....</b>	<b>I can EFFECTIVELY &amp; CONSISTENTLY... VERBALISE knowledge of</b>	<b>I CONSISTENTLY VERBALISE knowledge of...</b>
<b>TICK 2 OFF</b>	<ul style="list-style-type: none"> <li><input type="checkbox"/> Identify the key feature of a film trailer such as colour, sound, symbols etc...</li> <li><input type="checkbox"/> Justify creative decisions made in connection with knowledge of film trailers.</li> </ul>	<ul style="list-style-type: none"> <li><input type="checkbox"/> Identify the key feature of a film trailer such as colour, sound, symbols etc...</li> <li><input type="checkbox"/> Justify creative decisions made in connection with knowledge of film trailers.</li> </ul>	<ul style="list-style-type: none"> <li><input type="checkbox"/> Identify the key feature of a film trailer and can suggest why these have been used from an audience perspective.</li> <li><input type="checkbox"/> Justify creative decisions made in connection with knowledge of film trailers.</li> </ul>	<ul style="list-style-type: none"> <li><input type="checkbox"/> Identify the key feature of a film trailer and can suggest why these have been used from an audience perspective.</li> <li><input type="checkbox"/> Justify creative decisions by yourself and your peers in connection with knowledge of film trailers.</li> </ul>