




## Year 9: ASK Yourself!

**Subject: Art and Design**  
**Unit: Fur, Feathers, Scales**

|   | Launching   | Developing   | Progressing   | Mastering   |
|---|---|--|---|---|
|  <b>S</b> skills |   |  |   |   |
| <b>Colouring pencils</b>  | I can use different colour pencils but need to work on shading lightly and blending the colours together.                                 | I am beginning to show how to blend colours together but need to vary my pressures more to achieve smoother gradients in my work.  | I can successfully blend and create varying gradients with a range of colours. My colour shading shows tints and shades of colours and makes my work look 3D.   | I can skilfully blend and create a wide range of gradients with a range of colours confidently. My colour shading shows various tints and shades of colours and makes my work look 3D and bold.                             |
| <b>Collage</b>  | I can select and tear various papers and glue these down but need to consider the colours and patterns I create with them.                | I can select and glue various papers down with some consideration to the colours and patterns I create with them.  | I can use my successfully selected papers and present these with clear consideration to the colours and patterns I am trying to replicate.  | I can skilfully use my successfully selected papers and present these with precise consideration to the colours and patterns I want to replicate to show the intended outcome.  |
| <b>Mix media relief</b>   | I have used the paper pulp and Papier-mâché techniques but struggle with correct placement and my work looks messy.                       | I have used the paper pulp and Papier-mâché techniques with some control and consider the placement of these.  | I have used the paper pulp and Papier-mâché techniques with good control and consider the placement of with careful planning.   | I have used the paper pulp and Papier-mâché techniques with good control and planned the design of my relief with clear and effective planning.   |
| <b>3D sculpture</b>   | I have designed my sculpture with support from my teacher. But I struggled with what materials to use and how to use them when sculpting. | I have designed my sculpture and know what materials to use for each part. When sculpting I need support in replicating my design as I found it difficult sometimes to manipulate the materials. | I successfully designed my sculpture and know what materials to use for each part and why and how to use them. When sculpting I did not need much support as I found I could manipulate the materials with good ease. | I confidently designed my sculpture and recorded in detail what materials to use for each part and why and how to use them. When sculpting I was able to help others as I found I could manipulate the materials with great |

**K** knowledge



|  |  |   |   |  |
|--|--|---|---|--|
| <p><b>Colour pencils</b></p>             | <p>I don't know how to vary my pressure and only press hard on my pencil, so I leave indents in the paper. I don't know how to blend my colour shading.</p>                  | <p>I know how to blend colour pencils together, but I don't know how to vary my pressure to achieve gradients.</p>  | <p>I know how to blend colour pencils together and I know how to vary my pressure to achieve gradients. I can show this to others.</p>  | <p>I know how to blend colour pencils together and I know how to vary my pressure to achieve wide range of tints and shades in my gradients. I can show and explain this to others using art terms.</p>  |
| <p><b>Paper relief techniques</b></p>    | <p>I do not know what the process is to make paper pulp and Papier-mâché.</p>  | <p>I do know what the process is to make paper pulp and Papier-mâché but struggle to explain this in words.</p>   | <p>I do know what the process is to make paper pulp and Papier-mâché. I can explain the processes in words.</p>   | <p>I do know what the process is to make paper pulp and Papier-mâché. I can explain and demonstrate the processes in words.</p>  |
| <p><b>Sculpting</b></p>                  | <p>I struggle with knowing how to create my design ideas into a 3D sculpture. I can explain some sculpting techniques but need support from my teacher in writing these.</p> | <p>I sometimes can explain how to create my design ideas into a 3D sculpture. I can explain some sculpting techniques and what materials were used and why in my annotations.</p> | <p>I can explain how to create my design ideas into a 3D sculpture. I can explain different sculpting techniques and what materials were used and why they were used for that part within my annotations.</p> | <p>I can confidently explain how to create my design ideas into a 3D sculpture both verbally and within my annotations. I can explain different sculpting techniques and what materials were used and why they were used for that part and share this knowledge with others.</p> |
| <p><b>GCSE Assessment Objectives</b></p> | <p>I don't know what the AO's are and what I need to do to meet them.</p>  | <p>I do know how many AO's there are but struggle to explain how my work meets them.</p>  | <p>I know how many AO's there are and what each one means. I am starting to piece together how my work meets them and how I am being assessed.</p>  | <p>I know how many AO's there are and what each one means. I can clearly explain how each one is assessed and where my work falls into each AO and show this in my own work with confidence.</p>   |